

Port Authority® Dimension Polo K571



Designed for modern office pros, travelers and urban commuters, our sleek polo fuses the comfort of a knit with the structure of a woven shirt. It wicks moisture and has 4-way stretch (without the spandex) for unencumbered movement. Our specialized finishing process improves the softness wash after wash.

- 3.83-ounce, 100% micropique polyester tricot
- Self-fabric collar with collar stand
- 3-button placket with dyed-to-match buttons
- Back yoke
- Open hem sleeves
- Side vents

CARE INSTRUCTIONS

Machine wash cold with like colors, non-chlorine bleach when needed. Tumble dry low.

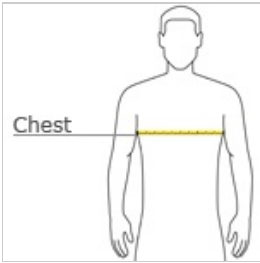


front



back

HOW TO MEASURE




CHEST  
With arms down at sides, measure around the upper body, under arms and over the fullest part of the chest.


SIZE CHART

	XS	S	M	L	XL	2XL	3XL	4XL
Chest	32-34	35-37	38-40	41-43	44-46	47-49	50-53	54-57


COLOR INFORMATION




Battleship Grey  
PMS 7540 C




Black  
PMS NTR BLACK CPMS 533 C




Dark Navy




Dark Teal  
PMS 5473 C



Dress Shirt Blue  
PMS 2708 C



Red Rush  
PMS 7426 C



White  
PMS WHITE

Port Authority® Ladies Dimension Polo L571



Designed for modern office pros, travelers and urban commuters, our sleek polo fuses the comfort of a knit with the structure of a woven shirt. It wicks moisture and has 4-way stretch (without the spandex) for unencumbered movement. Our specialized finishing process improves the softness wash after wash.

- 3.83-ounce, 100% micropique polyester tricot
- Gently contoured silhouette
- Self-fabric collar with collar stand
- 5-button placket with dyed-to-match buttons
- Bust darts
- Back yoke
- Back princess seams
- Open hem sleeves
- Side vents

CARE INSTRUCTIONS

Machine wash cold with like colors, non-chlorine bleach when needed. Tumble dry low.

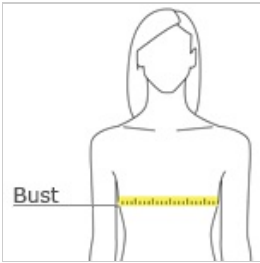


front



back

HOW TO MEASURE




**BUST**  
With arms down at sides, measure around the upper body, under arms and around the fullest part of the bust.


SIZE CHART

	XS	S	M	L	XL	XXL	3XL	4XL
Size	2	4/6	8/10	12/14	16/18	20/22	24/26	28/30
Bust	32-34	35-36	37-38	39-41	42-44	45-47	48-51	52-55


COLOR INFORMATION




Battleship Grey  
PMS 7540 C




Black  
PMS NTR BLACK CPMS 533 C




Dark Navy




Dark Teal  
PMS 5473 C



Dress Shirt Blue  
PMS 2708 C



Red Rush  
PMS 7426 C



White  
PMS WHITE